

2+



Alphabet Sorting with Stickers

What You Need:


- Alphabet stickers
- Piece of paper
- Crayon, marker, or pen

Directions:

1. On a piece of paper, write the alphabet in both capital and lower-case letters.
2. Give your child the alphabet stickers and tell them to match the stickers to its corresponding letter.

Talking Points:

Talk to your little one about letters, the colour of the letter, as well as, any animal or object that starts with that letter. Want to take it a bit further with your older preschooler, tell them the sound each letter makes. For example, B makes the "buh" sound.



Books:

- 📖 [The Little Red Cat Who Ran Away and Learned His ABC's](#) by Patrick McDonnell from [Vaughan Public Libraries](#)
- 📖 [Every Little Letter](#) by Deborah Underwood from [Vaughan Public Libraries](#)
- 📖 [How Do Dinosaurs Learn to Read](#) by Jane Yolen from [Vaughan Public Libraries](#)
- 📖 [The Best Place to Read](#) by Debbie Bertram, Susan Bloom and Michael Garland from [Hoopla](#)
- 📖 [ABC of Canada](#) by Per-Henrik Gurth from [Hoopla](#)

3+



Shaving Cream Letters

What You Need:

- Shaving Cream (or Whipping Cream)
- Baking Tray

Directions:

1. Spray a thin layer of shaving cream onto a baking tray.
2. Let your little one explore the texture.
3. Show your little one how to make a letter in the shaving cream and encourage your little one to copy the one you made.
4. Repeat with other letters.



Talking Points:

Talk to your little one about letters. Ask (or tell) your little one other animals or things that start with the letters you trace in the shaving cream. Capital letters are easier for your child to write because it uses simple lines. However, when writing encourage your child to use both capital and lower-case letters so they can learn both at the same time. This will help them recognize the letters sooner and is a strong predictor of later reading success.

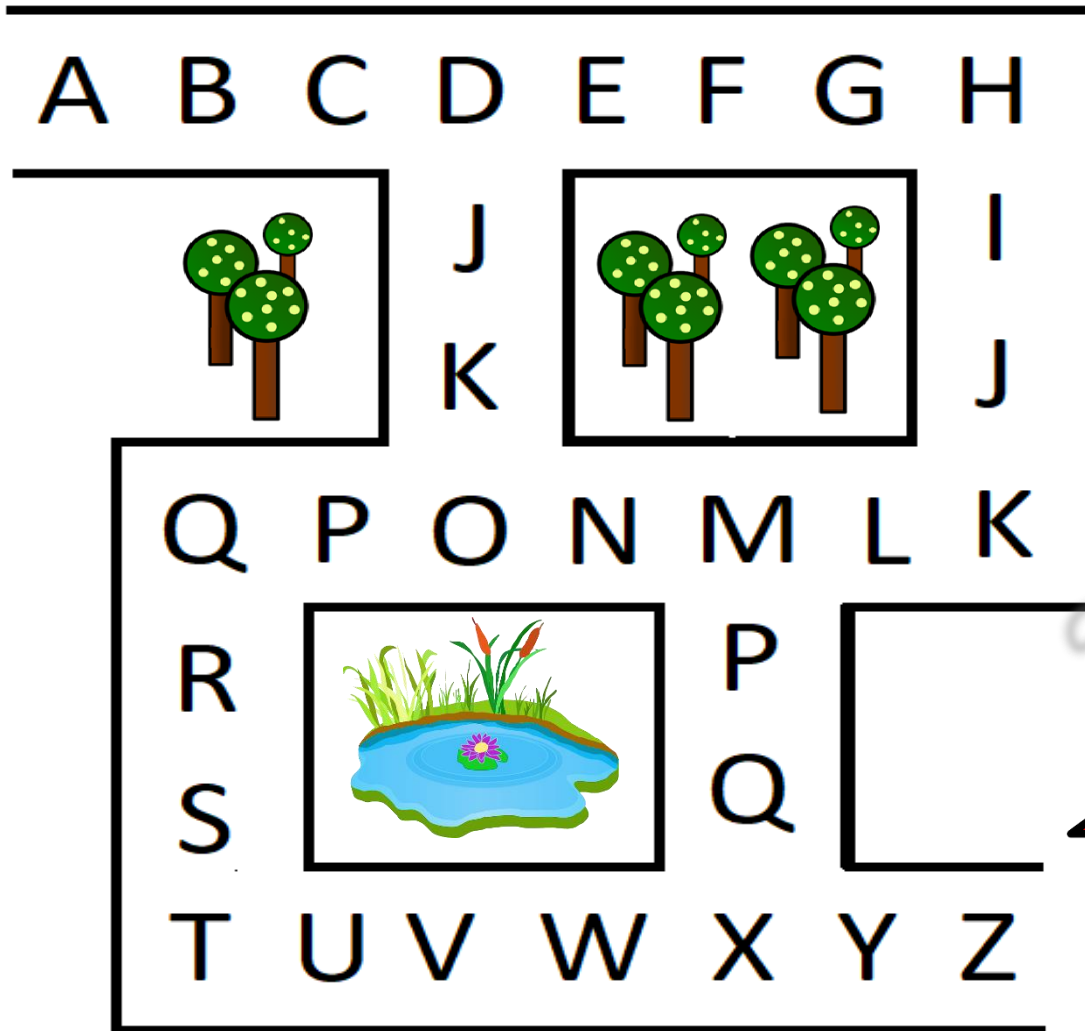
Books:

- 📖 [Chicka Chicka Boom Boom](#) by Bill Martin from [Vaughan Public Libraries](#)
- 📖 [The Alphabet's Alphabet](#) by Chris Harris from [Vaughan Public Libraries](#)
- 📖 [How Rocket Learned to Read](#) by Tad Hills from [Hoopla](#)
- 📖 [Exclamation Mark](#) by Amy Krouse Rosenthal from [Kanopy Kids](#)

3+

ABC Maze

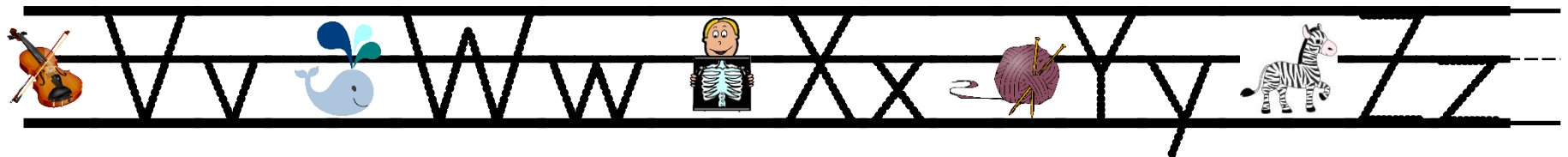

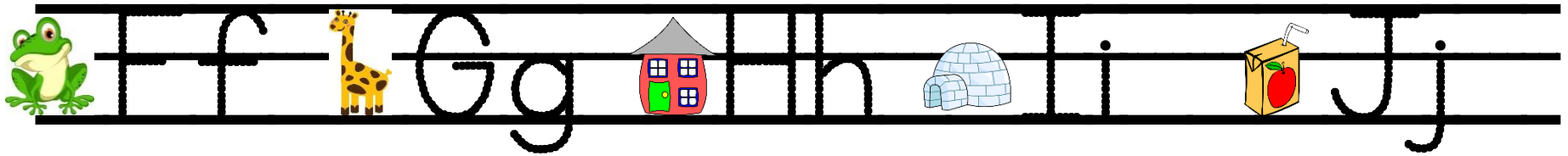
Help Missy the Cat find her way back home by following the alphabet. If your little one gets stuck, sing the alphabet song.



3+

Letter Tracing

Print the page and have your little one trace the letters.



Songs

Letter Song

Tune: Farmer in the Dell

Letter "A" says a,
Letter "A" says a,
Every letter makes a sound,
Letter "A" says a.

*Repeat with different letters of
the alphabet. Do a different
letter every day (or week)*



Alphabet Song

A-B-C-D-E-F-G
H-I-J-K-LMNOP
Q-R-S
T-U-V
W and X
Y and Zee

Now I know my "ABCs"
Next time won't you sing with me?

*Try singing the song to the tune of
Baa Baa Black Sheep*

Planting Flowers

A-B-C-D-E
I'm in the jungle in a coconut tree
F-G-H-I-J
Do you want to come and play?
K-L-M-N-O-P-Q
I will bring a friend or two
R-S-T-U-V
A zebra and a chimpanzee
W-X-Y-Z
We'll play until it's time for bed

