

1+

E is for Easter



What You Need:

- Glue
- Construction paper (2 colours)
- Markers
- Easter stickers
- Scissors

Directions:

1. Draw a bubble letter "E" on a piece of paper and cut it out. If your little one is able, have them cut the letter "E" out.
2. Have your little one glue the letter "E" onto another coloured piece of construction paper.
3. Have your little one stick Easter stickers onto the letter "E".



Talking Points:

Talk to your little one about the letter "E". Ask (or tell) your little one about other animals or things that start with the letter "E". Emphasize the sound the letter "E" makes by making the sound a few times - see if your little one can repeat it. Then sing the alphabet song.

Books:

- 📖 [The Great Easter Race](#) by Craig Manning from [Vaughan Public Libraries](#)
- 📖 [The Easter Surprise](#) by John Churchman from [Vaughan Public Libraries](#)
- 📖 [Our Easter Adventure](#) by Emma Randall from [Vaughan Public Libraries](#)

2+


Bunny Tail Matching



What You Need:

- Printer
- Printer Paper
- Glue
- Pom Poms (red, orange, yellow, green, blue, purple)

If you do not have a printer, you can create your own bunnies using different coloured construction paper.



Directions:







1. Print out the next page in this document (page 3)
2. Collect 6 pom poms (red, orange, yellow, green, blue, purple).
3. Explain to your little one that the bunnies are missing their tails, and that they need to match the bunny with the right coloured pom pom.
4. Have your little one glue each pom pom on its corresponding colour.

Talking Points:

Recognizing colours and identifying colour names is an important part of your little one's development, as it helps them make distinctions among things they see. So, make sure to talk to your little one about the colour of the bunnies and their tails. Ask them what colour bunny they will do next. And ask them to think of other objects that are the same colour.

Books:

- 📖 [Bunny Days](#) by Tao Nyeu from [Tumblebook Library](#)
- 📖 [Bunnies!!!](#) by Kevan Atteberry from [Vaughan Public Libraries](#)
- 📖 [Peek-a-boo Bunny](#) by Holly Surplice from [Vaughan Public Libraries](#)
- 📖 [Good Night, Bunny](#) by Lauren Thompson from [Vaughan Public Libraries](#)



Carrot Math



What You Need:

- Construction paper (orange, green, one other colour)
- Marker or crayon
- Glue
- Scissors

Directions:

1. Have an adult cut out on an orange piece of paper five carrot shapes. Write the numbers 1-5 on each carrot. If your little one is able have them write the numbers or trace over your numbers
2. Have your little one glue the five orange 'carrots' onto a piece of paper.
3. On a green piece of paper, have an adult cut out 15 long stripes (stems)
4. Have your little one glue the green stems onto each carrot. The number of stems should correspond to what the number says on the carrot. For example, on carrot #2 your little one will add two stems.



Talking Points:

Encourage your little one to count each time they put a stem onto a carrot, and count with them. Ask your little one to find the number that corresponds to their age.

If your child is a little older, you can do higher numbers such as 7 - 12. Or you can add a few stems to some carrots and ask how many more they need to add.

Books:

- 📖 [Too Many Carrots](#) by Katy Hudson from [Vaughan Public Libraries](#)
- 📖 [The Carrot Seed](#) by Ruth Krauss from [Vaughan Public Libraries](#)
- 📖 [That's My Carrot!](#) By Il Sung Na from [Vaughan Public Libraries](#)

4+

Easter Words

Print out the page and have your little one use a pencil to trace the transportation words



Bunny



Egg



Easter



Basket




Carrot



Chocolate

Songs



Shake Our Eggs

We shake our eggs together, together, together,
We shake our eggs together,
Because it's fun to do.


Other verses:

We shake our eggs up high
We shake our eggs down low
We shake our eggs so slowly
We shake our eggs so fast

Hippity Hoppity Little Bunny

Tune: Itsy, Bitsy Spider

The hippity, hoppity little bunny
is coming straight at me
Closer and closer
he hops up on my knee
Up to my shoulder
the bunny's much too near
I love you,
he whispers in my ear



Sleeping Bunnies

See the sleeping bunnies,
Sleeping till it's noon
Come let us wake them
With this merry tune.

Oh, so still
Are they ill?
Shhhh...
5, 4, 3, 2, 1

Wake up sleeping bunnies
And hop hop hop
Wake up sleeping bunnies
And hop hop hop
Wake up sleeping bunnies
And hop and stop!

