

1+

Hibernation Cave



What You Need:

- Blankets, sheets, quilts, etc.
- Pillows
- Chairs
- Tables, couch, or a bed
- Toy Bears & bear books (optional)
- Clothespins and string (optional)

Directions:

1. Gather the supplies (blankets, pillows, chairs, tables, etc.)
2. Show your little one the space in which the hibernation cave can be built.
3. Start building!
4. Once the 'cave' is built, have your little one gather all their bear toys and bear books, so they can put them in the 'bear cave'.
5. Crawl into the 'cave' and enjoy reading a book about bears.

Talking Points:

Building a hibernation cave is great for your little one's imagination play development. Ask them questions about what kind of animals they think hibernate in caves!

Read some books or watch some short videos about hibernation while in the bear cave.

Books:

- 📖 [We're Going on A Bear Hunt](#) by Michael Rosen from [Vaughan Public Libraries](#)
- 📖 [Bear Snores On](#) by Karma Wilson from [Kanopy Kids](#)
- 📖 [Bear Has A Story to Tell](#) by Philip C. Stead from [Kanopy Kids](#)



2+

H is for Hibernation



What You Need:

- Construction paper (blue, black, brown)
- Markers
- Scissors
- Glue
- Cotton Balls
- Bear sticker (or draw one and cut it out)

Directions:

1. Draw a bubble letter "H" on a brown piece of paper and cut it out. If your little one is able, have them cut the letter "H" out.
2. Have your little one glue the letter "H" onto the blue piece of construction paper.
3. Draw a black semi-circle on a piece of black piece of paper, and either cut it out or have your little one cut it out.
4. Have your little one glue the black semi-circle to the bottom of the letter "H" to make the cave.
5. Decorate the cave by adding a bear sticker and using some cotton balls for the snow.



**If you don't have bear stickers, you can use leftover brown paper to make one and then have your little one glue it on.*

Talking Points:

Talk to your little one about the letter "H". Ask (or tell) your little one about other animals or things that start with the letter "H". Tell them that the letter "H" makes its sound by simply passing air through the opening of one's mouth. Say the "H" sound a few times to emphasize what it sounds like. And then sing the alphabet song.

Books:

📖 [Winter Sleep: A Hibernation Story](#) by Sean Taylor from [Vaughan Public Libraries](#)

3+

Paper Bag Bear Cave



What You Need:

- Paper Bag (brown)
- Cotton balls or white paper
- Scissors
- Glue
- Markers (or crayons)
- Stapler
- Green paper
- Snowflake & bear stickers

Directions:

1. On a paper bag draw a circle in the middle and then cut it out.
2. Staple the top of the paper bag shut.
3. On a green piece of paper, draw and cut out a tree. If your little one is able, have them cut the tree out.
4. Have your little one glue on the cotton balls and tree.
5. Have your little one stick on the snowflake stickers, and then put the bear sticker inside the paper bag.

Optional - If you don't have snowflake stickers make some out of white paper. If you don't have a bear sticker, draw a bear, cut it out, and glue it on. Your little one can even add small bear toys/stuffies to the cave.



Talking Points:

Talk to your little one about the interesting sleeping habits of brown bears during the winter. Let them know that brown bears put on a lot of weight (up to 30 lbs) and use this extra body fat to sustain themselves through the cold winter months. Also let them know that some brown bears even collect some food to store inside their dens just in case they get up a little too early!




Books:

📖 [Sleep Tight, Little Bear](#) by Britta Teckentrup from [Vaughan Public Libraries](#)

4+

Who Hibernates?

Circle the animals that hibernate



Hibernates: Turtle, Bat, Bear, Groundhog & Snake
Do Not Hibernates: Deer, Red Fox, Chipmunk, Cardinal & Rabbit

Hibernation Songs

Scurry Squirrel

Tune: Twinkle, Twinkle, Little Star

Scurry squirrels and don't be slow.
Winters coming, Don't you know?
Scamper, scamper all around.
Bury treasure in the ground.
Scurry Squirrels and don't be slow.
Winters coming, don't you know?



Mr. Bear

Tune: If You're Happy and You Know It

Mr. Bear says all he wants to do is sleep,
Now that winter's here and snow is very deep.
He has curled up in his den
And we probably won't see him
Till the spring when all he'll want to do is eat!

