

## Daily Baby Activities

<b>Sunday</b>	While giving your baby a bath, place a floating toy or sponge in the bathtub, just out of their reach. See if they'll try to grab it.	Give your baby a non-bath toy (but that's safe to get wet) during bath time. See if they'll play with it differently than when not in the bath.
<b>Monday</b>	Bring containers to your baby's bath. Fill them with water, then pour the water over your baby.	Create a ball pit in the bathtub by bringing in rubber balls to the bath for your baby to play with.
<b>Tuesday</b>	Blow some bubbles for your baby while they're in the bathtub. Encourage them to pop the bubble with their finger and say "pop".	Turn the faucet on and off in front of your baby. Tell them, "Water on" or "Here comes the water" and "Water off" or "The water is all gone".
<b>Wednesday</b>	After your baby's bath, rub some gently textured items (i.e. things that are soft, smooth) on their tummy and explain to them what they are and how they feel.	During your baby's bath, bring in a few sponges or wash cloths. Dunk them in the water and then squeeze them in front of your baby. Give one to your baby to try.
<b>Thursday</b>	While giving your baby a bath, give them some floatable toys and show them that if they bring one underwater, it'll float right back up.	Bring a variety of safe items for your baby to the bath. Once you drop one in the bath, tell them if it floats or sinks. Do the same with other items.
<b>Friday</b>	Punch some holes in a container and bring it to your baby's bath. Fill the container with water and slowly pour it over your baby's head.	While giving your baby a bath, point to and talk about the things you see in the bathtub (i.e. shampoo, bar of soap, sponge, etc.)
<b>Saturday</b>	In the bathtub, show your baby how to splash their hands and feet in the water. Then, encourage them to splash you and themselves!	As you're giving your baby a bath, tell them what body part you are washing. Do the same when you are drying them after the bath.


*\*If you'd like, do the daily activities repeatedly, and on other days too! Repetition is key for babies to learn and develop.*

# Winter Scavenger Hunt #1


Print this page out, or if you don't have a printer, just write the items on a piece of paper. Go outside and have your little one, find as many of the following items that they can. Then have them write down the number of each item they find or show them how to draw the number/trace over your number.




Pinecone




Animal Track




Snowflake



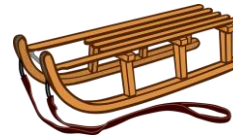

Snowman




Twig




Bird



Sled




Icicles





# Colours and Shapes Scavenger Hunt

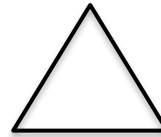

Print this page out, or if you don't have a printer, just write the items on a piece of paper. Have your little one, find as many of the following items that they can. Then have them colour in the circle, once they find the item.




Something that is shaped like a circle




Something that is shaped like a square




Something that is shaped like a triangle




Something that is shaped like a star




Something Red




Something Yellow



Something Blue



Something Green




# Indoor Scavenger Hunt


Print this page out, or if you don't have a printer, just write the items on a piece of paper. Have your little one, find as many of the following items that they can. Then have them write an "X" in the circle once they find the item. They can also trace over your "X" if they don't know how to do it by themselves yet.




Book with a dog in it




Something that makes noise




Photos of someone you love




Book with a cat in it




A plant




Something hard



Something soft



Something you can see through



## Here are a couple of songs to sing to your little one....



### Bubble, Bubble Pop!

One little red fish swimming in the water, swimming in the water, swimming in the water.

One little red fish swimming in the water. Bubble, bubble, bubble, bubble, pop!

*Other verses: Two little blue fish, three little green fish, etc.*

*(Increase numbers and change the colours as you continue singing)*

### Row, Row, Row Your Boat

Row, row, row your boat. Gently down the stream.

Merrily, merrily, merrily, merrily. Life is but a dream.



### Tiny Tim

I had a little turtle. His name was Tiny Tim.

I put him in the bathtub to see if he could swim.

He drank up all the water (glug, glug, glug, glug).

He ate up all the soap (yum, yum, yum).

And now he's home sick in bed with bubbles in his throat.

Bubble, bubble, bubble. Bubble, bubble, pop. (x2)