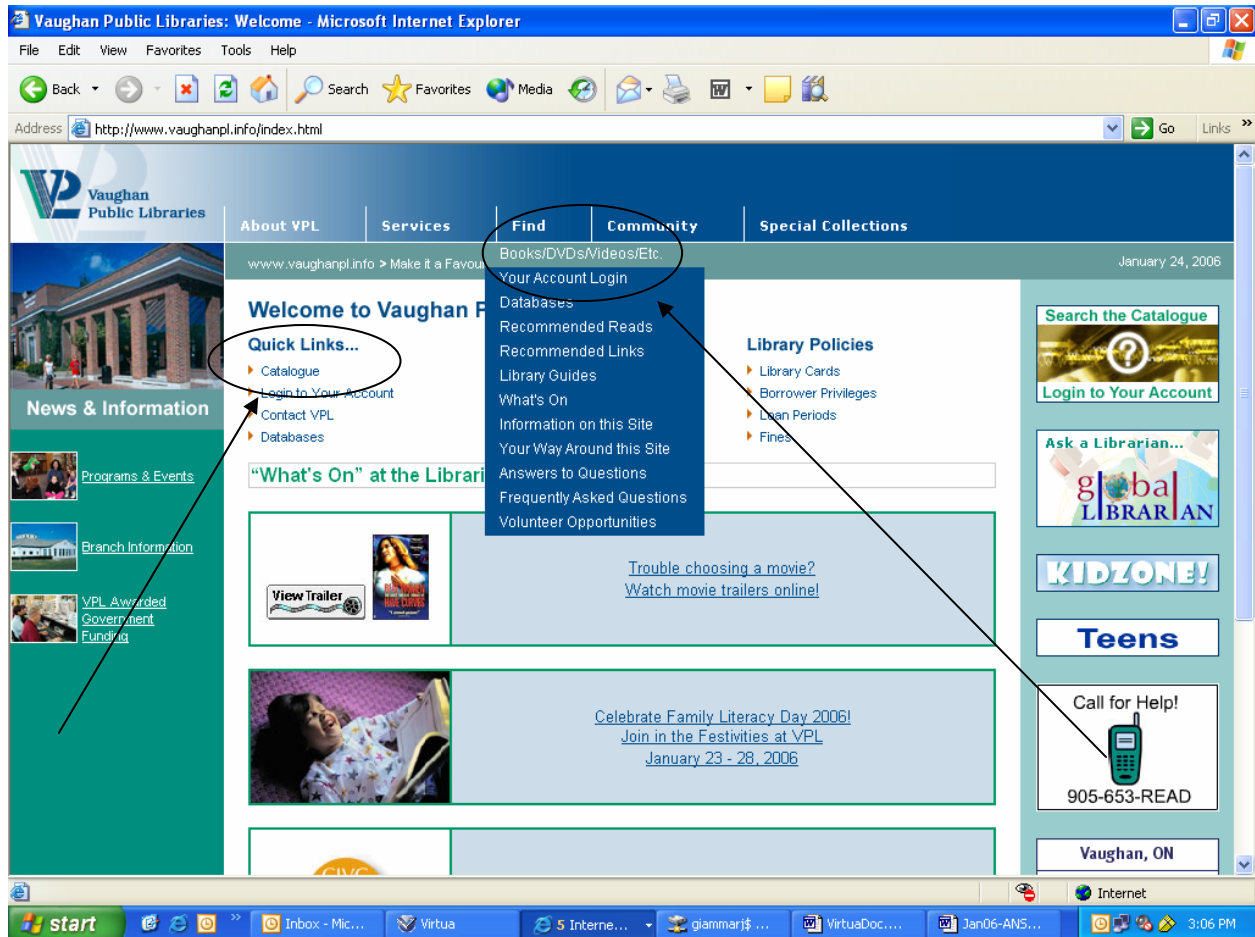
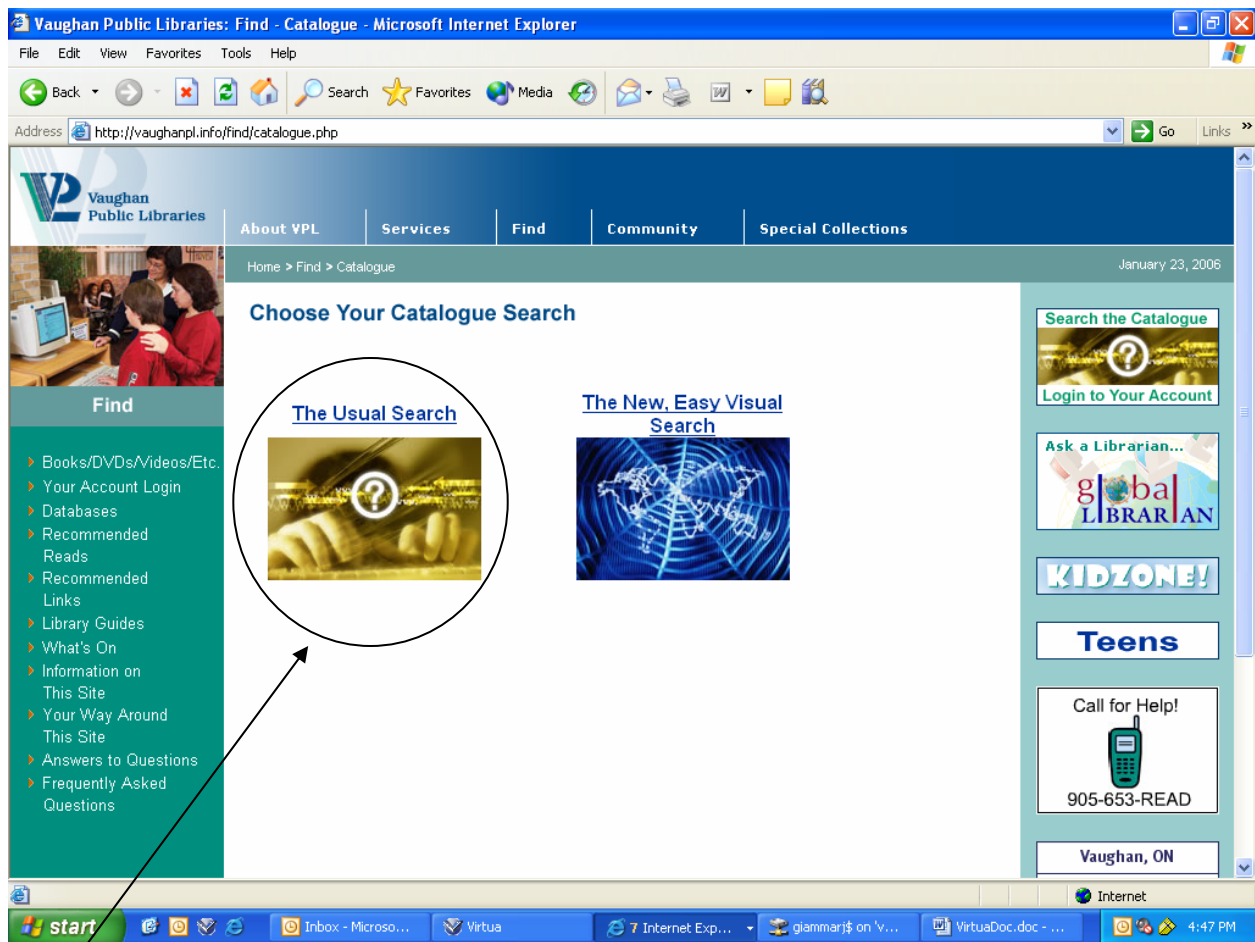


Finding items at VPL



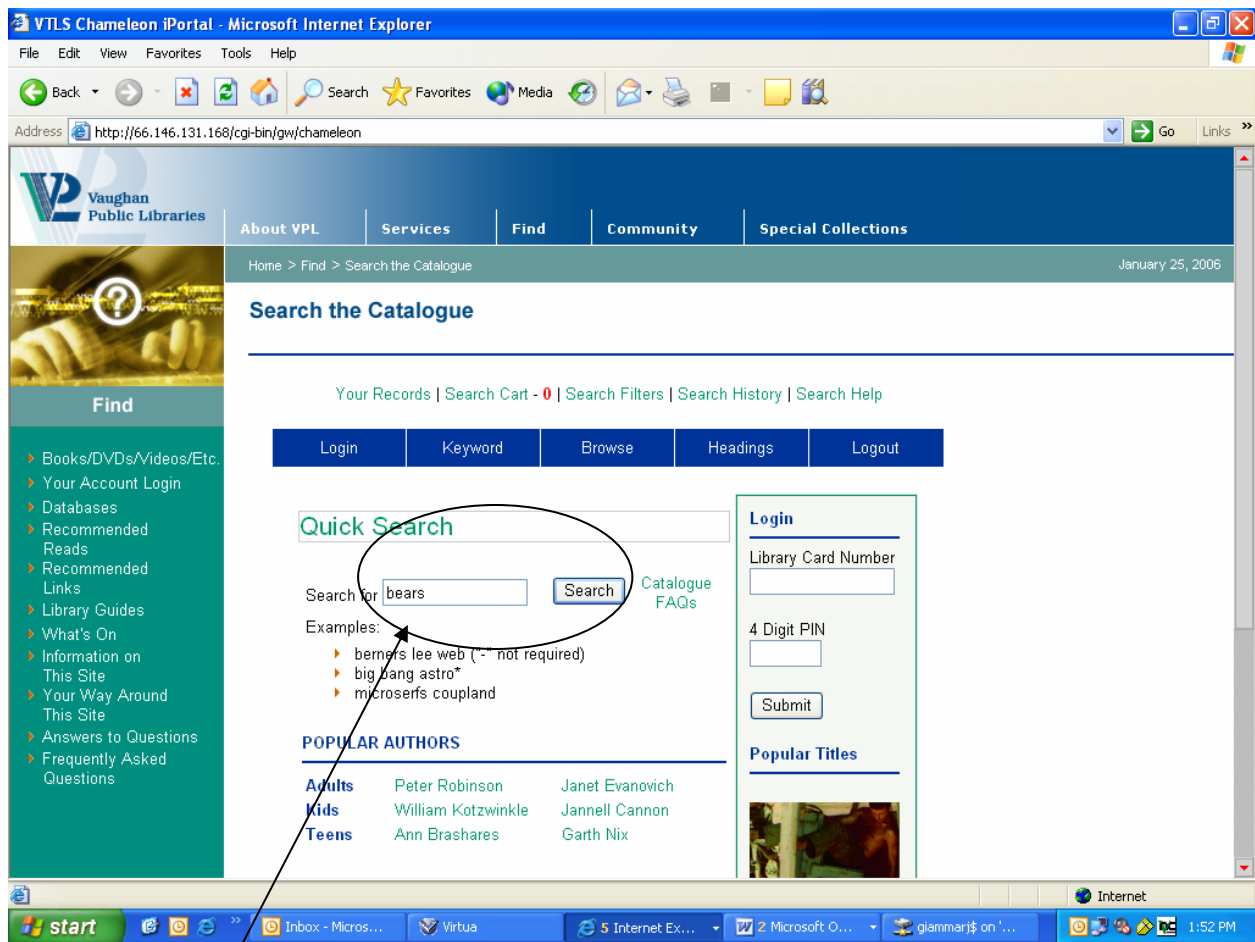
Go to the Vaughan Public Libraries home page (www.vaughanpl.info), and click on either "Catalogue" under Quick Links, or move the pointer over the "Find" tab and when the drop-down menu appears, click on "Books/DVDs/videos/Etc."



Choose “The Usual Search”. This will take you into the Vaughan Public Libraries’ online catalogue.

Keyword Searching

This is the Vaughan Public Libraries' online catalogue. Use it to find any items in the VPL system.

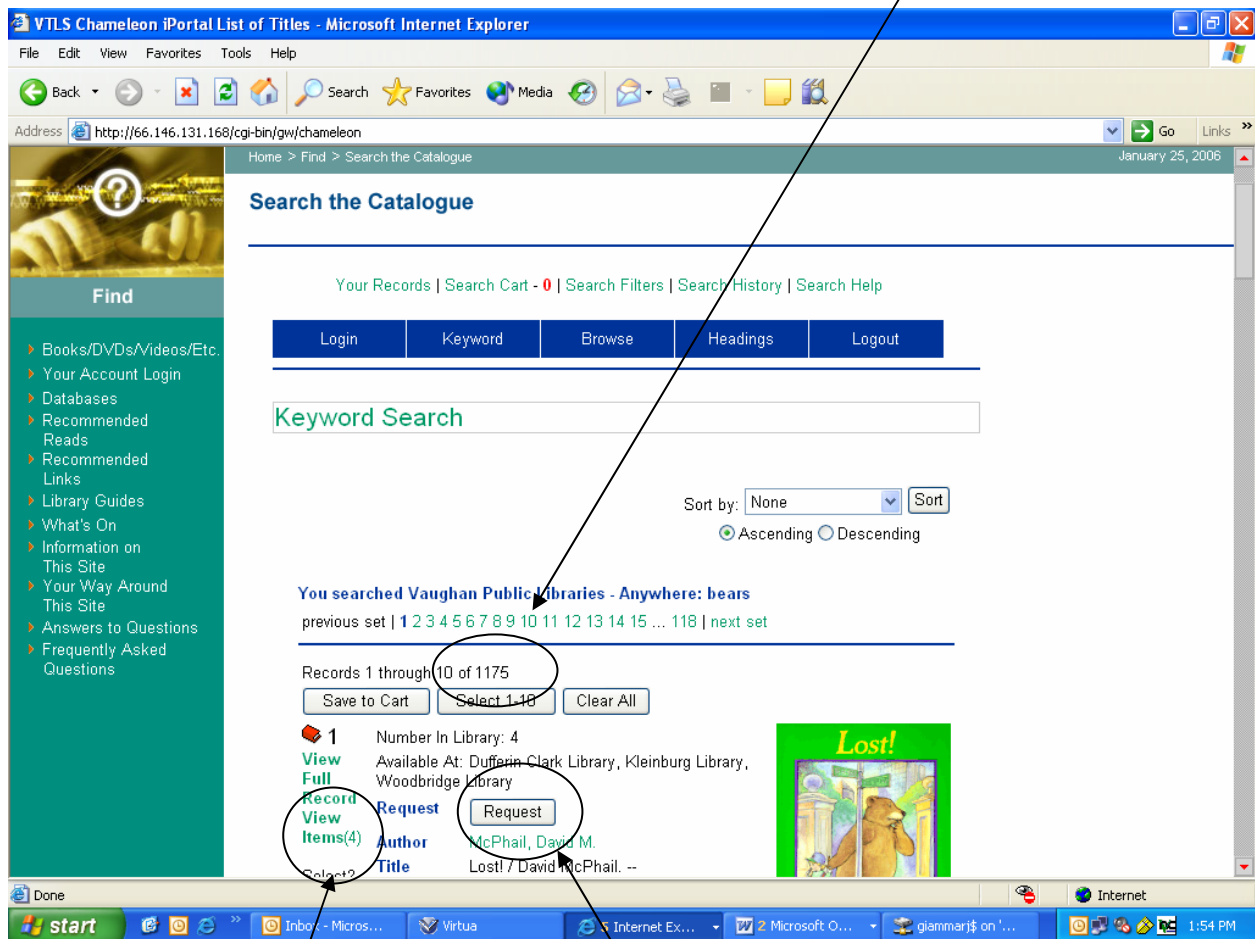


The screenshot displays the Vaughan Public Libraries' online catalogue search interface. The browser window title is "VPLS Chameleon iPortal - Microsoft Internet Explorer". The address bar shows the URL "http://66.146.131.168/cgi-bin/gw/chameleon". The page header includes the Vaughan Public Libraries logo and navigation tabs: "About VPL", "Services", "Find", "Community", and "Special Collections". The main content area is titled "Search the Catalogue" and features a search bar with the text "bears" entered. The "Search" button is circled, and a line points from the text below to it. Below the search bar, there are "Examples:" and a list of search suggestions: "berners lee web (- not required)", "big bang astro*", and "microserfs coupland". To the right of the search bar is a "Login" section with fields for "Library Card Number" and "4 Digit PIN", and a "Submit" button. Below the search bar is a "POPULAR AUTHORS" section with a table of authors:

	Adults	Kids	Teens
	Peter Robinson	William Kotzwinkle	Ann Brashares
	Janet Evanovich	Jannell Cannon	Garth Nix

If you are not sure exactly what you're looking for, you can try a Quick Search. Type what you are looking for in the field marked "Search for", then click the "Search" button. For example, let's try looking for items on bears. We type "bears" in the search field and click on the "Search" button.

Because we didn't limit the search in any way, we got back 1,175 results.



The screenshot displays the Vaughan Public Libraries online catalogue search results for the keyword "bears". The search results show 1,175 records. A specific record is highlighted with a red diamond icon, indicating it is available. The record details include:

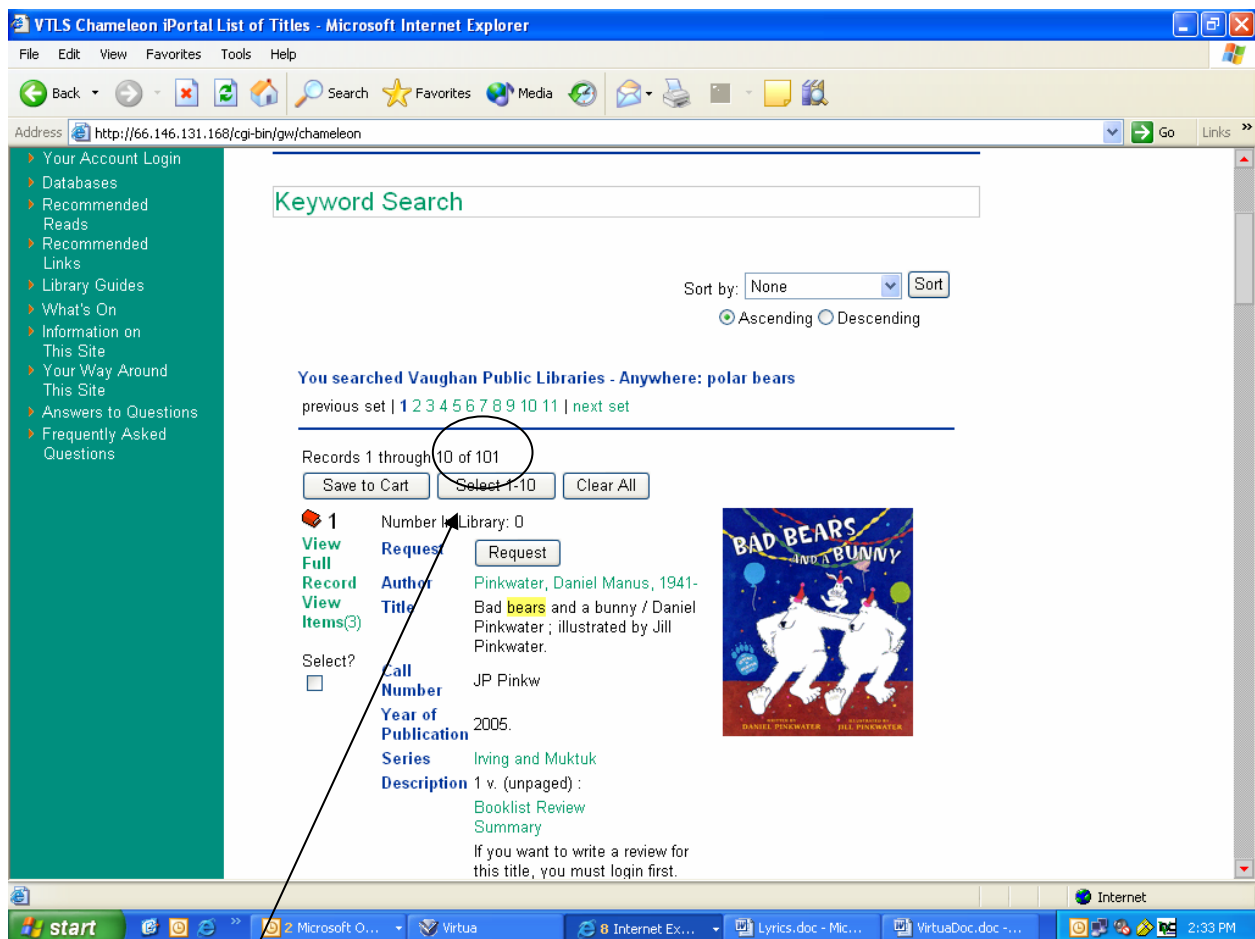
- Number In Library:** 4
- Available At:** Dufferin Clark Library, Kleinburg Library, Woodbridge Library
- Author:** McPhail, David M.
- Title:** Lost! 7 David McPhail. --

The record also has a "Request" button next to it. A "Lost!" sign graphic is visible on the right side of the record. The search results are displayed in a table format with columns for "Record", "View", "Full", "Request", "Author", and "Title".

These results will include everything containing the word “bears”—non-fiction, storybooks, movies, documentaries, items about the Chicago Bears, and so on. If you find an item that interests you, click on “View Items” to see which VPL locations have the items and their current Status (Available or Checked Out). If you would like to request an item to be brought to a location you prefer, click on the “Request” tab and have your library card number handy.

It's usually worthwhile to narrow down your search if you can. The more specific you can make your search, the less items you'll have to browse through to find what you need. You can make your search more specific by adding words to your search.

Let's try the Quick Search again, this time searching for "polar bears":



The screenshot shows a Microsoft Internet Explorer browser window displaying the Vaughan Public Libraries online catalogue. The address bar shows the URL: <http://66.146.131.168/cgi-bin/gw/chameleon>. The page title is "VTLS Chameleon iPortal List of Titles - Microsoft Internet Explorer".

The search results page shows a "Keyword Search" box at the top. Below it, the search results are displayed for the query "polar bears". The results show "Records 1 through 10 of 101". A circled "10" in the text "Records 1 through 10 of 101" has an arrow pointing to the "Number" field in the first search result.

The first search result is:

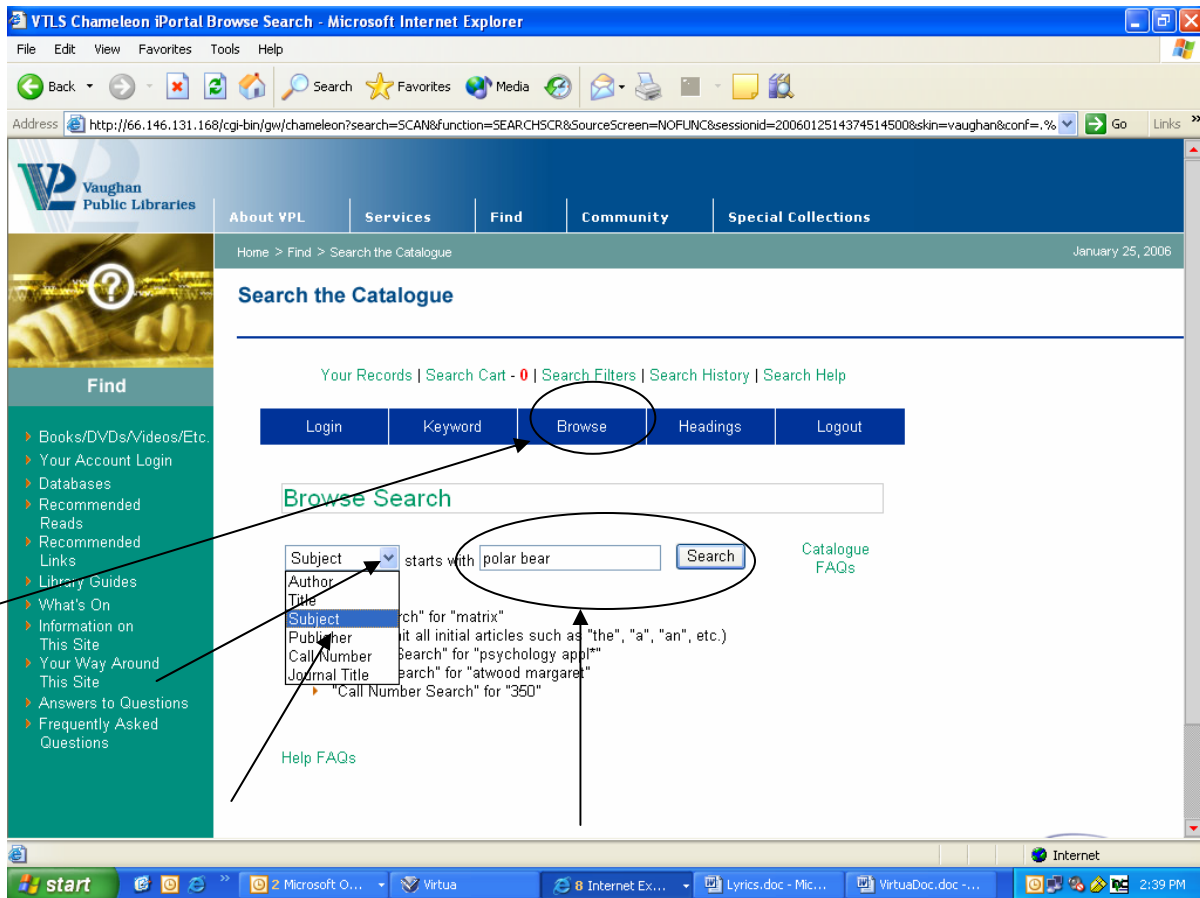
- Number:** 1
- Library:** 0
- Request:** Request
- Author:** Pinkwater, Daniel Manus, 1941-
- Title:** Bad bears and a bunny / Daniel Pinkwater ; illustrated by Jill Pinkwater.
- Call Number:** JP Pinkw
- Year of Publication:** 2005.
- Series:** Irving and Muktuk
- Description:** 1 v. (unpaged) : Booklist Review Summary

The book cover for "Bad Bears and a Bunny" is shown to the right of the search result. The cover features two white bears and a bunny on a blue background with colorful balloons.

This time, we only have 101 results to look through. It will still be a combination of fiction, non-fiction, storybooks and so on.

Browse Search

If you know exactly what you're looking for, you can usually save time with a "Browse" Search. This means the online catalogue will only search a specific field. For example, if you want books written by Clive Cussler, you can do a Browse Search for "Cussler, Clive" as an Author. This will return items that he authored or created in some way, but not items that just mention him in their description. Let's do a search for "Polar bear" as a Subject:



The screenshot shows the Vaughan Public Libraries online catalogue interface. The browser window title is "VTLS Chameleon iPortal Browse Search - Microsoft Internet Explorer". The address bar shows the URL: <http://66.146.131.168/cgi-bin/gw/chameleon?search=SCAN&function=SEARCH5CR&SourceScreen=NOFUNC&sessionId=2006012514374514500&skin=vaughan&conf=.%>

The main navigation bar includes: About VPL, Services, Find, Community, and Special Collections. The "Find" section is active, showing a search bar and a "Browse" tab selected. The search field is labeled "Browse Search" and contains the text "polar bear". The search criteria dropdown menu is set to "Subject". The "Search" button is highlighted.

The search criteria dropdown menu is open, showing the following options:

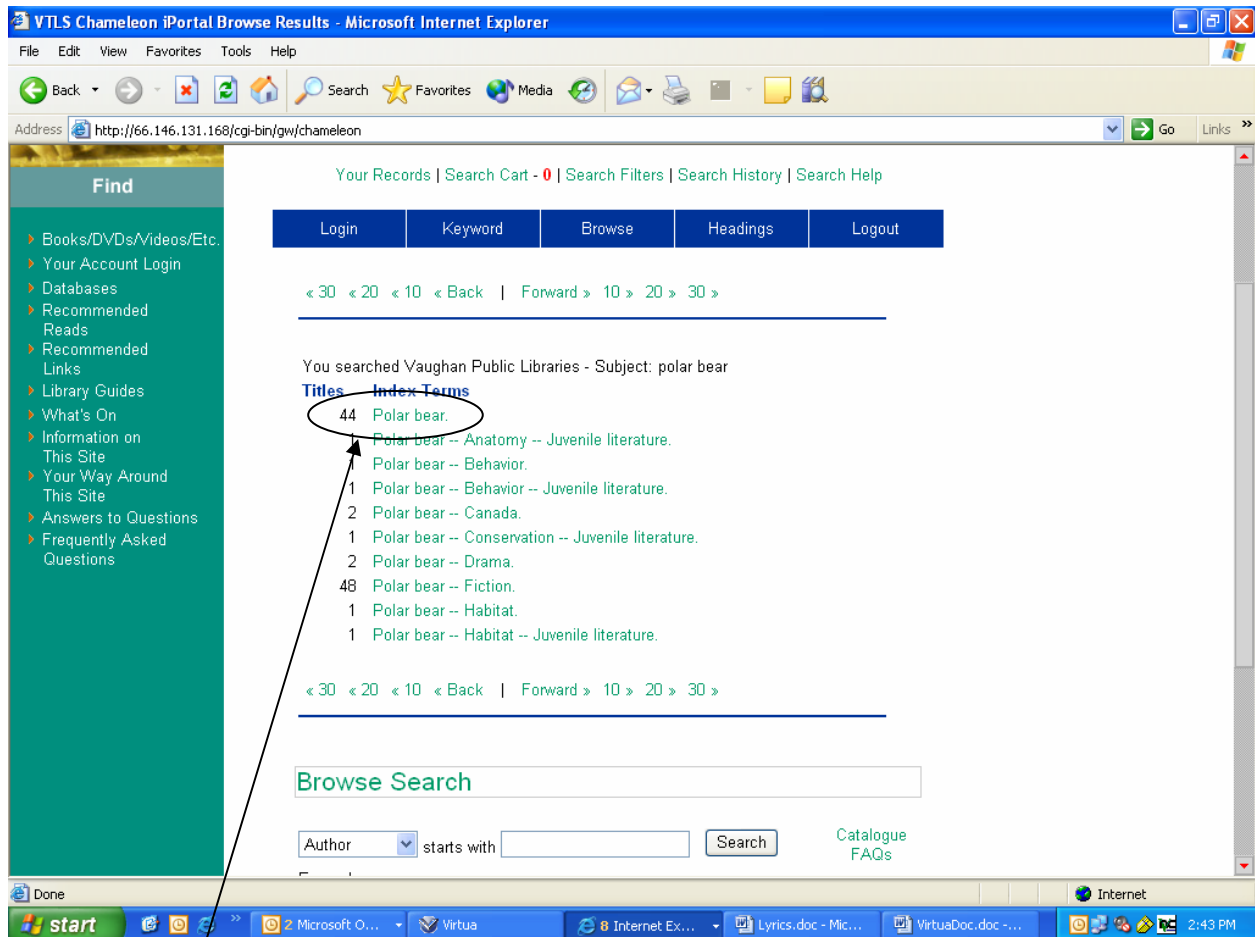
- Subject
- Author
- Title
- Subject
- Publisher
- Call Number
- Journal Title

The search criteria dropdown menu is also open, showing the following options:

- Search for "matrix"
- Search for "psychology appli"
- Search for "atwood margare"
- Call Number Search for "350"

First, click on the dark blue tab marked "Browse" to go to the Browse Search. Then, change the drop-down menu to "Subject". Finally, type "Polar bear" in the search field and click on the "Search" button.

We get back 44 results under the Subject of “Polar bear”.



The screenshot shows a Microsoft Internet Explorer browser window displaying the Vaughan Public Libraries online catalogue search results. The address bar shows the URL: <http://66.146.131.168/cgi-bin/gw/chameleon>. The page title is "VTLS Chameleon iPortal Browse Results - Microsoft Internet Explorer".

The search results are displayed under the "Browse" tab. The search criteria are: "You searched Vaughan Public Libraries - Subject: polar bear". The results are listed under the "Titles" tab, with "Index Terms" also visible. The first result is "44 Polar bear.", which is circled in red. An arrow points from this result to the text below. Other results include:

- 1 Polar bear -- Anatomy -- Juvenile literature.
- 1 Polar bear -- Behavior.
- 1 Polar bear -- Behavior -- Juvenile literature.
- 2 Polar bear -- Canada.
- 1 Polar bear -- Conservation -- Juvenile literature.
- 2 Polar bear -- Drama.
- 48 Polar bear -- Fiction.
- 1 Polar bear -- Habitat.
- 1 Polar bear -- Habitat -- Juvenile literature.

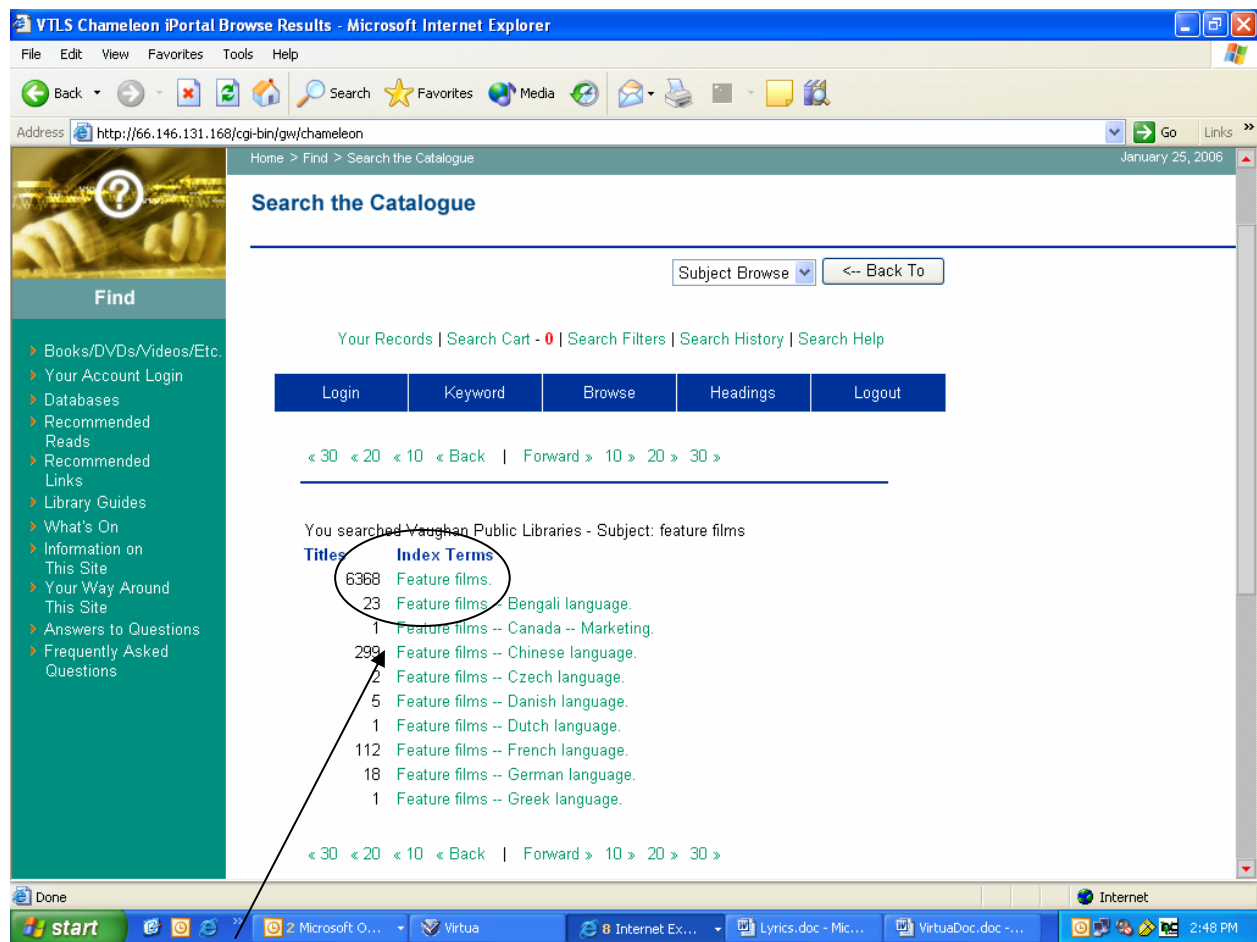
The page also features a "Browse Search" section with a search box and a "Search" button. The search criteria are set to "Author" and "starts with". There are also links for "Catalogue" and "FAQs".

Click on “Polar bear” to see the list of items.

Remember that Browse also lets you search titles, so if you know the title of a book or movie you want, the fastest way is to use a Browse Search.

Using Search filters

Search filters are another useful way to restrict your search to the items you want. For example, if you wanted to know what movies are available to borrow from Vaughan Public Libraries, you could do a Browse Search for “Feature Films” as a Subject:



VTLS Chameleon iPortal Browse Results - Microsoft Internet Explorer

Address: http://66.146.131.168/cgi-bin/gw/chameleon

Home > Find > Search the Catalogue

Search the Catalogue

Subject Browse | <-- Back To

Your Records | Search Cart - 0 | Search Filters | Search History | Search Help

Login | Keyword | Browse | Headings | Logout

< 30 < 20 < 10 < Back | Forward > 10 > 20 > 30 >

You searched Vaughan Public Libraries - Subject: feature films

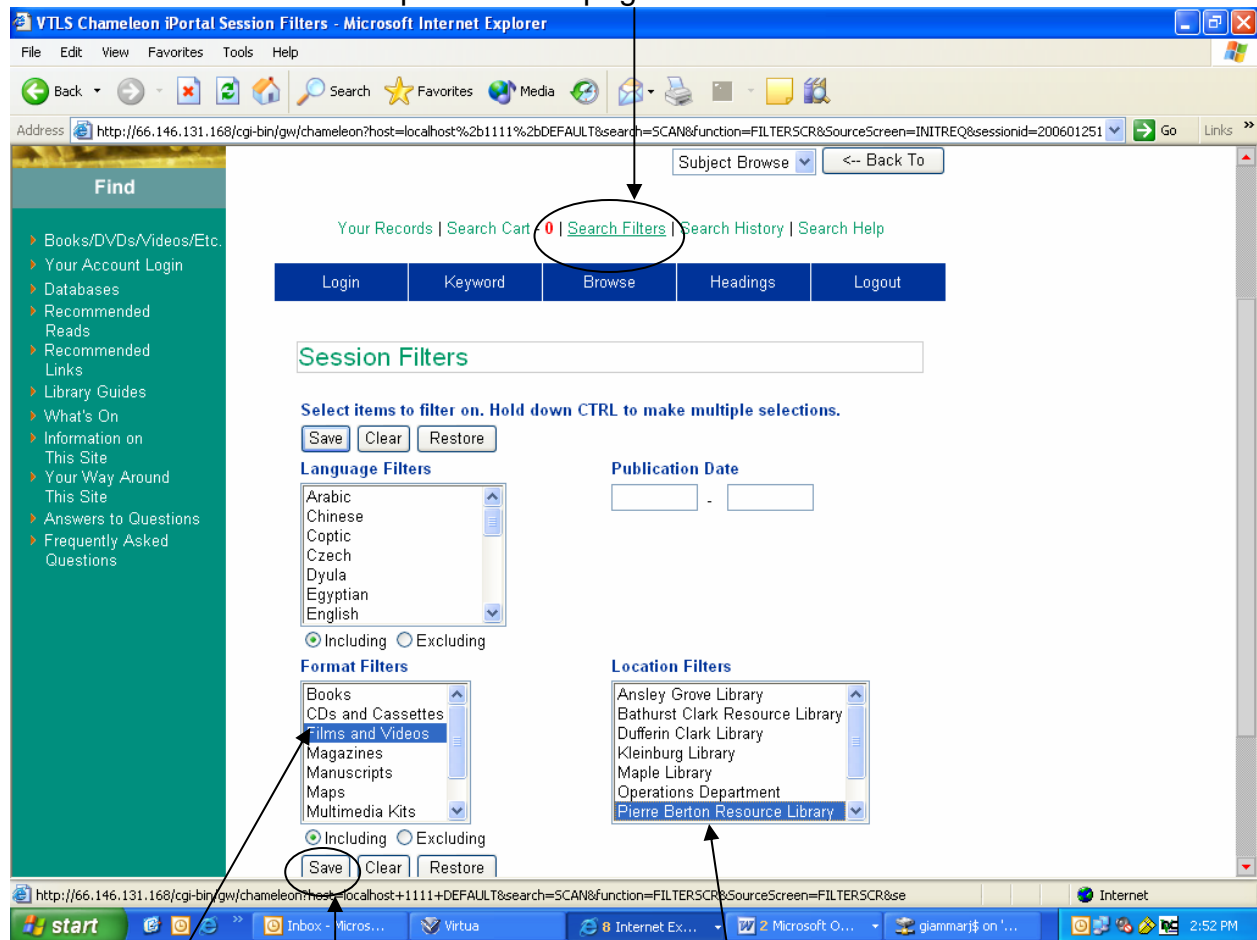
Index Terms

- 6368 Feature films.
- 23 Feature films -- Bengali language.
- 1 Feature films -- Canada -- Marketing.
- 299 Feature films -- Chinese language.
- 2 Feature films -- Czech language.
- 5 Feature films -- Danish language.
- 1 Feature films -- Dutch language.
- 112 Feature films -- French language.
- 18 Feature films -- German language.
- 1 Feature films -- Greek language.

< 30 < 20 < 10 < Back | Forward > 10 > 20 > 30 >

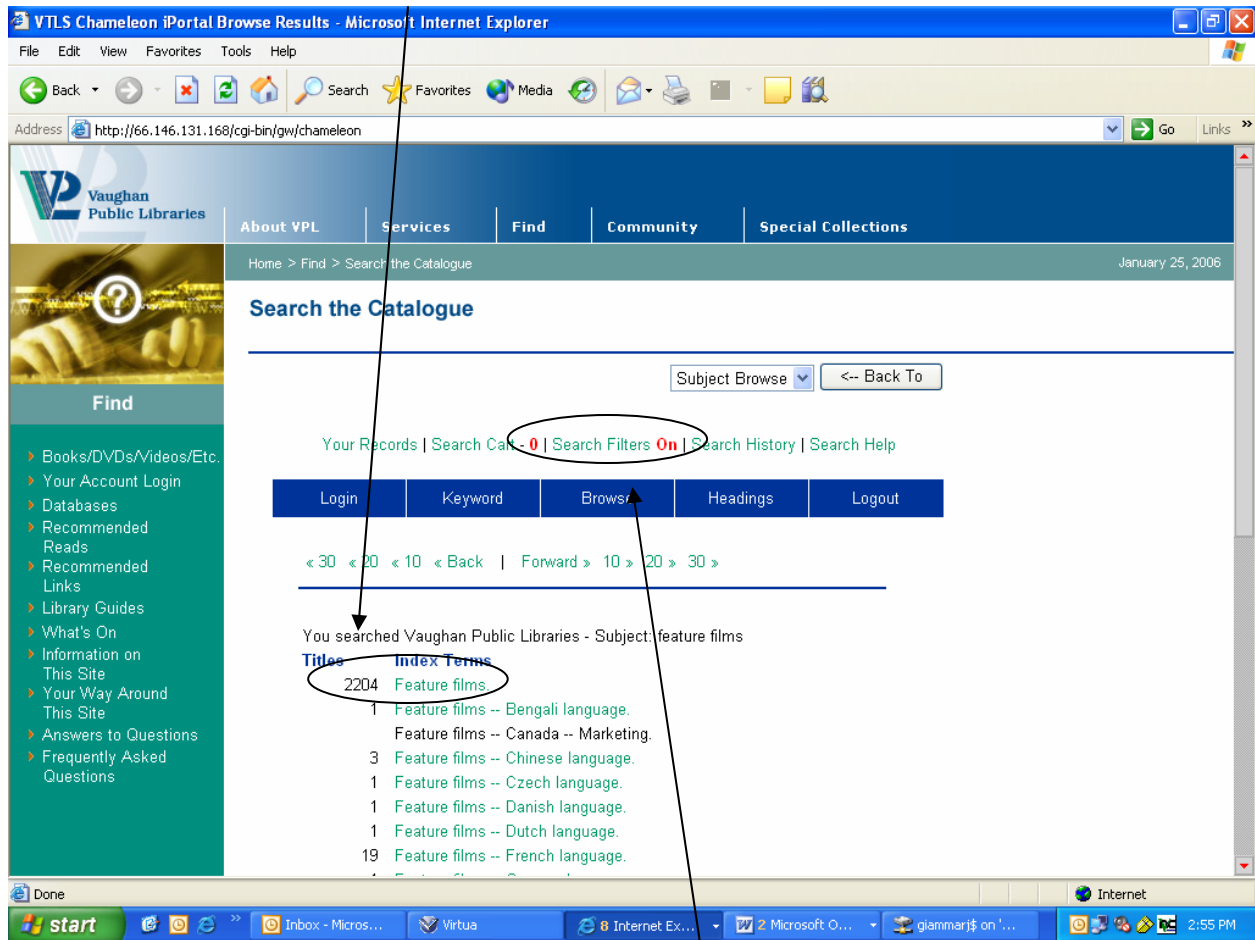
We get over 6,300 results. Not all of these will be movies, since books about movies might also have “Feature films” as a subject.

Let's restrict our search by adding Search filters. You add these by clicking on the "Search filters" link at the top of the web page:



You'll notice you can add filters for Language, Format and Location. You can also restrict by date under "Publication Date". Let's restrict our search to movies at the Pierre Berton Resource Library. Click the option "Films and Videos" under "Format Filters", and "Pierre Berton Resource Library" under "Location Filters". When you are done, click on the "Save" button at the bottom.

Our results have been reduced to 2,204:



Notice at the top that the “Search Filters” link has the word “On” next to it in red. All your searches will be filtered the same way (Films and Videos at Pierre Berton Resource Library) until you change or turn off the filters. To do this, click on “Search Filters” again. Change your filtering options and click “Save” to change your filters, or click “Clear” to turn off all filters.

Those are the basics to searching the Vaughan Public Libraries’ online catalogue. If you ever require assistance, you can approach a librarian at any VPL library location, or call for help at (905) 653-READ (7323). Happy Searching!