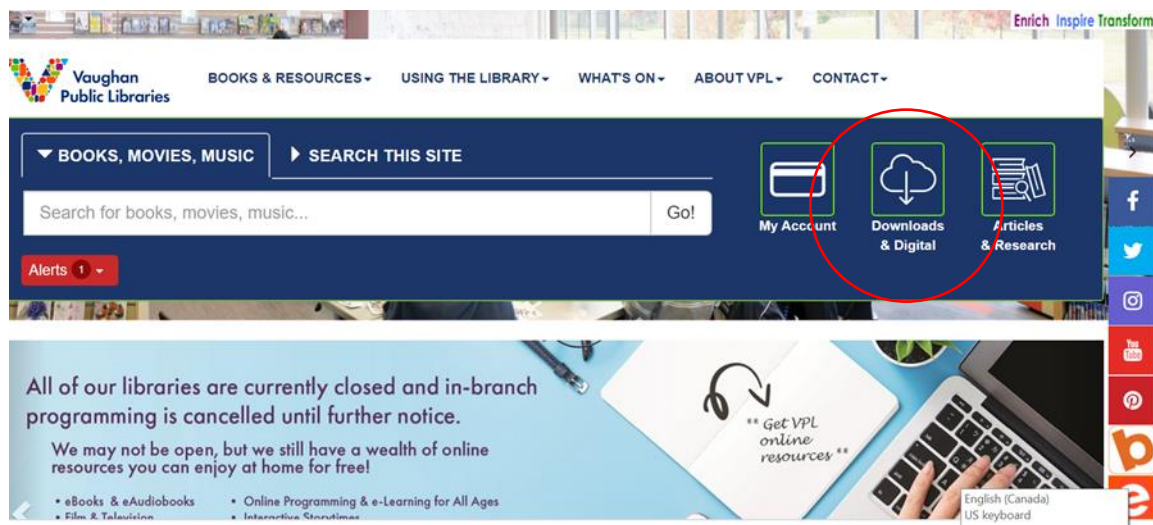


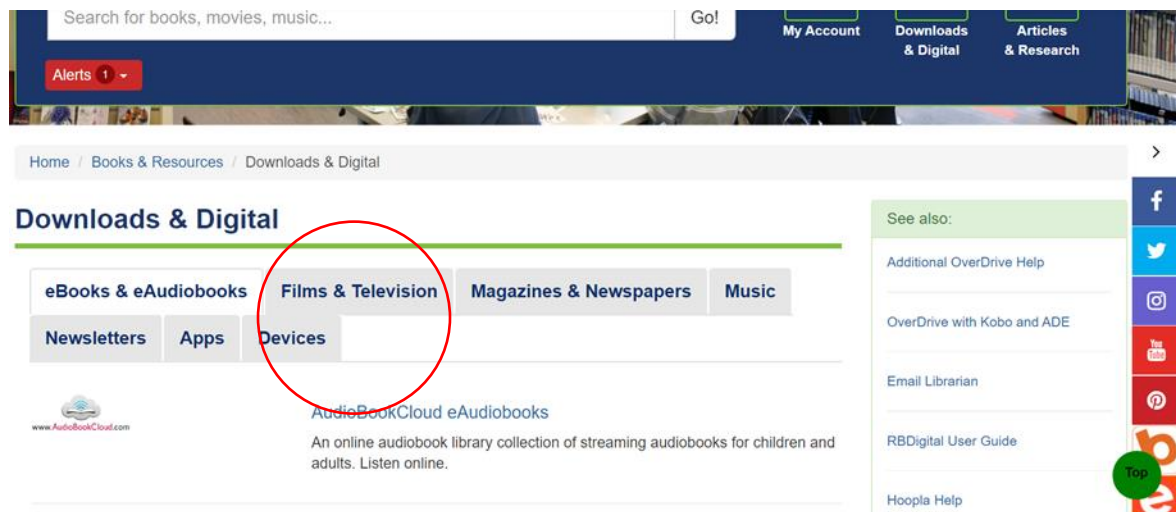
Kanopy: watch over 30,000 documentaries, classics and indie films on desktop or mobile (smartphone/tablet) for free. You will need an internet connection, a Vaughan Public Library card and PIN.

How to Watch movies on a Desktop:

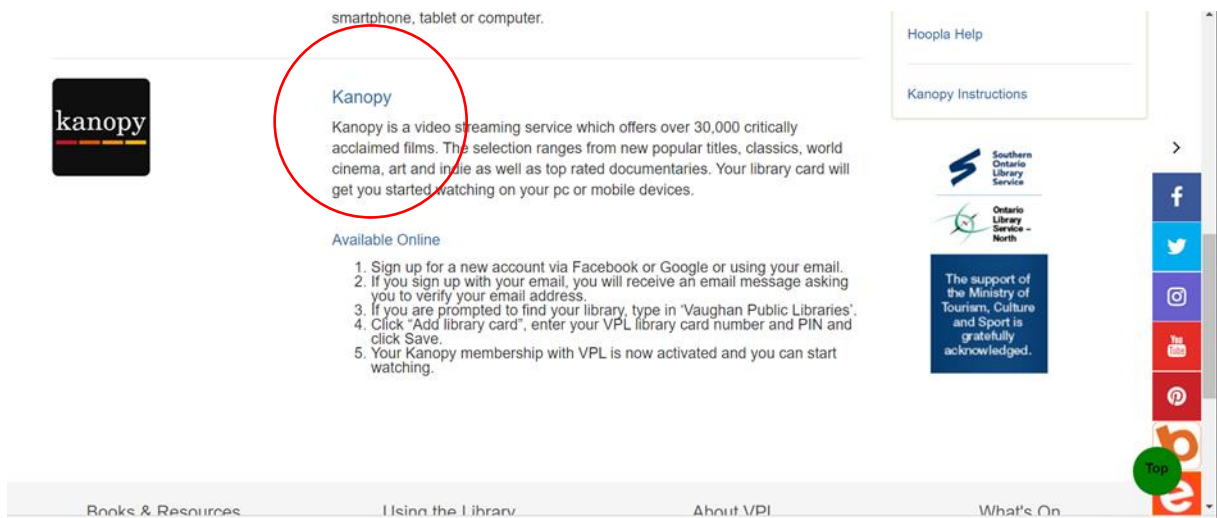
1. In your browser, go to Vaughan Public Library's homepage: vaughanpl.info and click on *Downloads & Digital* in the upper right. Or, click on *Books & Resources* in the top menu bar, followed by *Downloads & Digital* in the drop-down menu.



2. Click on the tab *Films & Television*.



3. Click on the Kanopy link and then click on *Available Online*.



smartphone, tablet or computer.

Kanopy

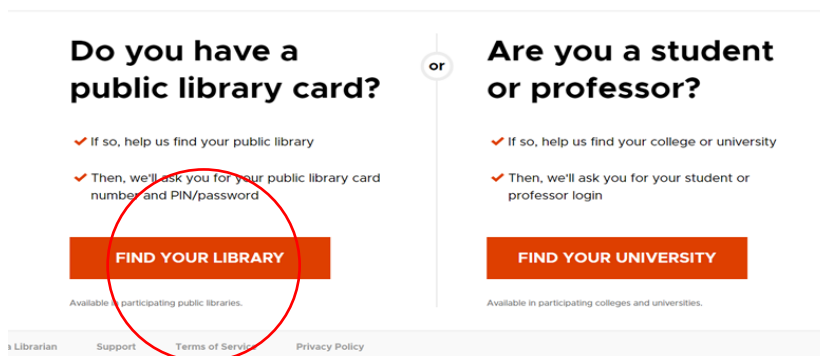
Kanopy is a video streaming service which offers over 30,000 critically acclaimed films. The selection ranges from new popular titles, classics, world cinema, art and indie as well as top rated documentaries. Your library card will get you started watching on your pc or mobile devices.

Available Online

1. Sign up for a new account via Facebook or Google or using your email.
2. If you sign up with your email, you will receive an email message asking you to verify your email address.
3. If you are prompted to find your library, type in 'Vaughan Public Libraries'.
4. Click "Add library card", enter your VPL library card number and PIN and click Save.
5. Your Kanopy membership with VPL is now activated and you can start watching.

Books & Resources | Using the Library | About VPL | What's On

4. You will be asked to create an account using your library card number and PIN.



Do you have a public library card?

- ✓ If so, help us find your public library
- ✓ Then, we'll ask you for your public library card number and PIN/password

FIND YOUR LIBRARY

Available in participating public libraries.

or

Are you a student or professor?

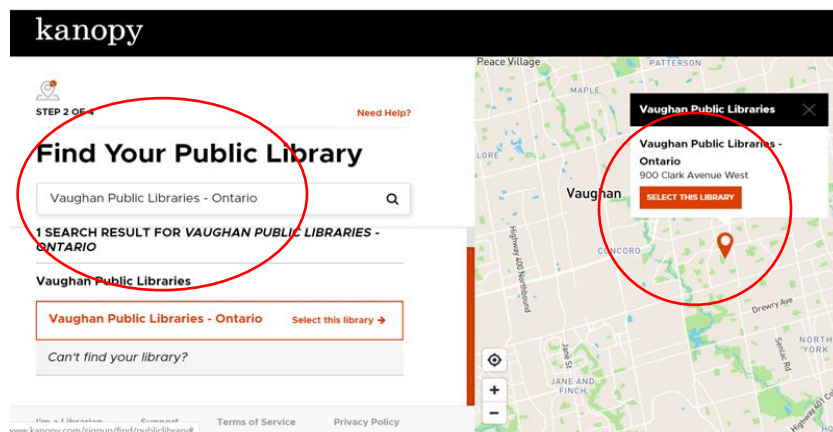
- ✓ If so, help us find your college or university
- ✓ Then, we'll ask you for your student or professor login

FIND YOUR UNIVERSITY

Available in participating colleges and universities.

Librarian | Support | Terms of Service | Privacy Policy

5. Find your library by typing *Vaughan Public Libraries* into the search box



kanopy

STEP 2 OF 4 Need Help?

Find Your Public Library

Vaughan Public Libraries - Ontario

1 SEARCH RESULT FOR VAUGHAN PUBLIC LIBRARIES - ONTARIO

Vaughan Public Libraries

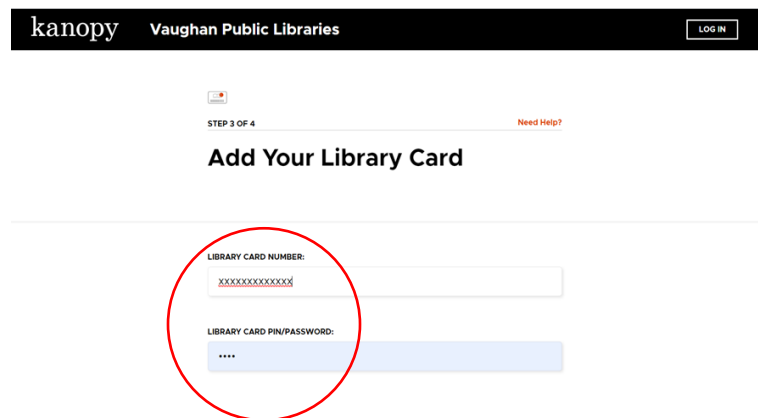
Vaughan Public Libraries - Ontario **Select this library** →

Can't find your library?

www.kanopy.com/signup/find/publiclibrary#

Vaughan Public Libraries - Ontario
900 Clark Avenue West
SELECT THIS LIBRARY

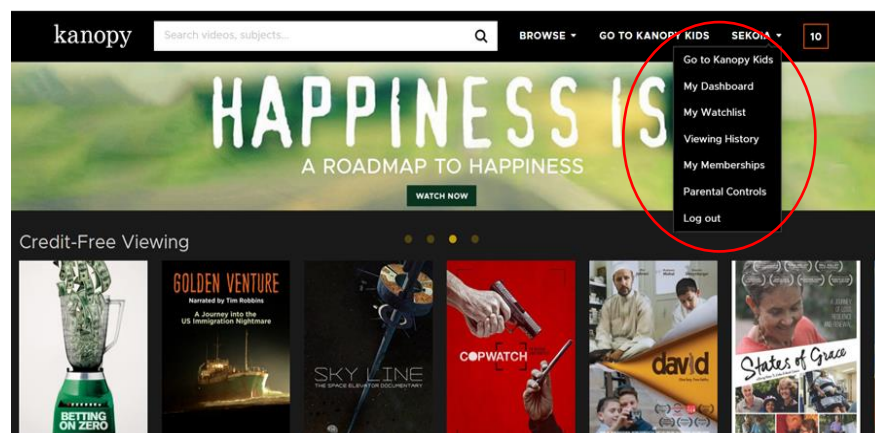
6. Create an account using your library card and PIN.



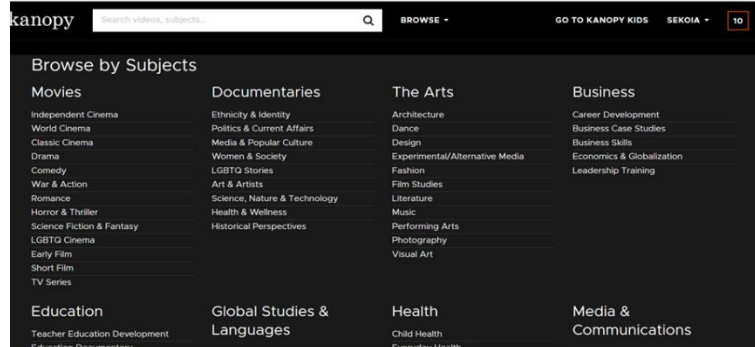
7. You can watch 10 titles per month. You can see how many titles you have remaining in the upper right corner.



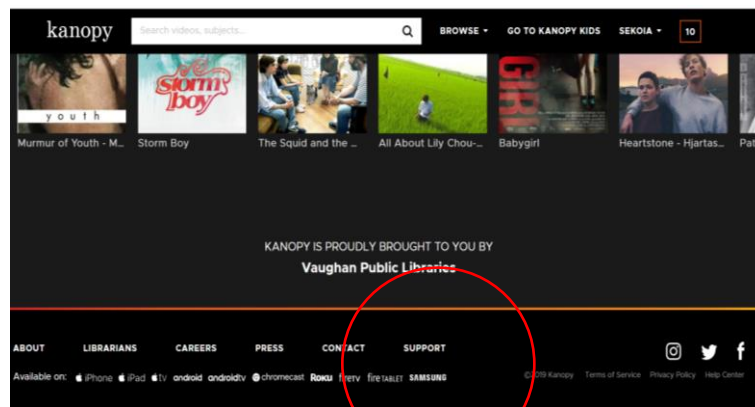
8. In the upper right corner you can select *Kanopy Kids* for all the kids' titles. You also have a drop-down menu where you can select *Dashboard* to view titles recommended to you based on your usage, go to your watchlist where you can keep a list of titles you want to view, see your viewing history, set parental controls, or view your memberships. If you have Kanopy memberships with more than one organization, they will appear here.



8. By clicking *Browse* in the upper left corner, you see a list of subject headings:

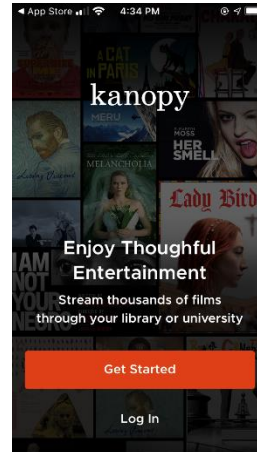



9. For support, click the link at the bottom of the page:


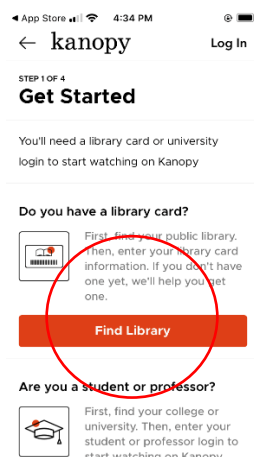


How to watch Movies on Mobile:

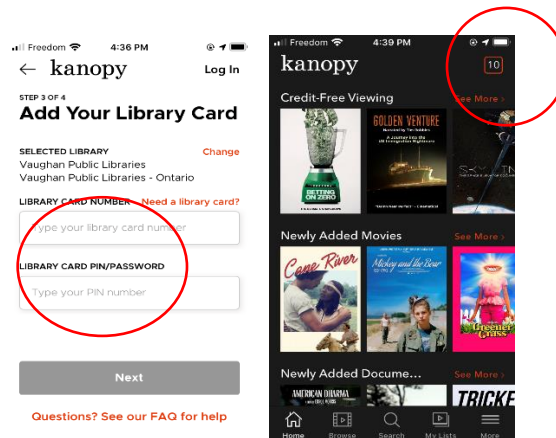
1. On your device, download the Kanopy app in Play Store for Android or App Store for Apple.



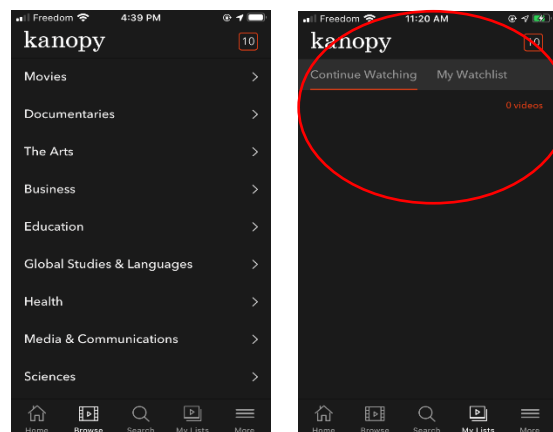
11. Click on *Find Library* and select Vaughan Public Libraries.



12. Create an account using your library card number and PIN. This will take you to the landing page where you can see how many monthly checkouts you have remaining in the upper right corner.



13. Click on *Browse* in the bottom left to browse by topic. Click on *My Lists* on the bottom right to continue watching titles you have already begun, or view titles you have saved to your *Watchlist*.



14. Click on *More* in the bottom right to view all kids' titles in *Kanopy Kids*. You can link to external devices, such as TVs, from this page. In *Settings*, you can set parental controls, choose to use your cellular data, select closed captions, select video quality, or provide feedback to Kanopy.

